

IN CASE YOU RECIEVE A SUSPECT COUNTERFEIT BANKNOTE

RETAILERS AND GENERAL PUBLIC:

- **STOP** the transaction immediately and examine the banknote in detail
- **INFORM** the bearer the suspect status of the banknote
- **REQUEST** another banknote in exchange

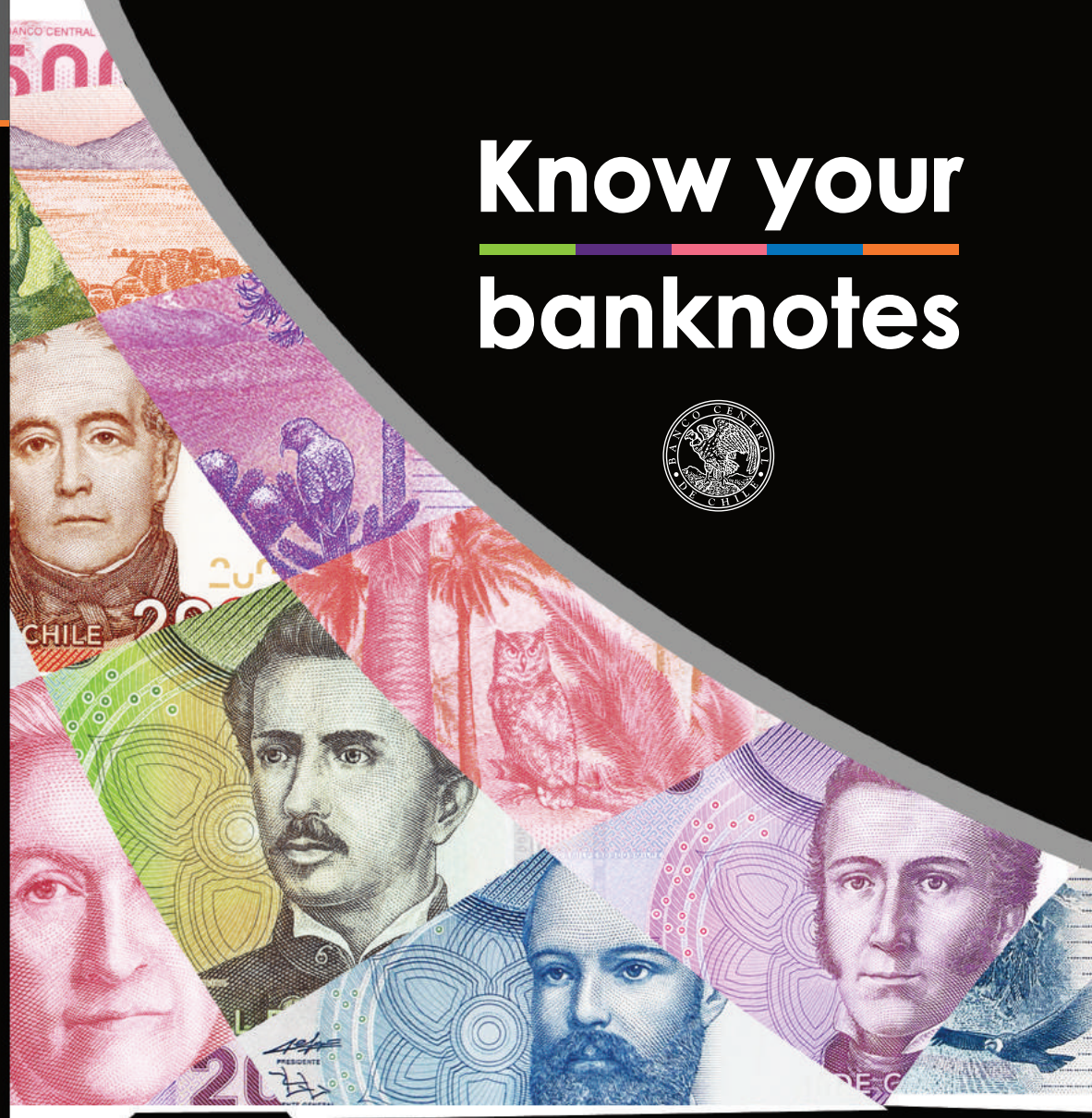
Be mindful, as the bearer may be an innocent victim who is unaware that the banknote is counterfeit

- **INSTRUCT** the client to hand over the banknote to any of the following institutions:
 - Central Bank of Chile, located at Agustinas 1180, Santiago
 - Any financial institution or Commercial Bank where a receipt will be provided to you in exchange
 - Carabineros de Chile (police), PDI (Chile Investigative Police), Public Ministry or a Court with competent jurisdiction

The Central Bank of Chile examines every suspect banknote received. Should the note be deemed authentic its value will be reimbursed.

BE AWARE THAT KNOWINGLY POSSESSING OR PASSING COUNTERFEIT BANKNOTE(S) IS A FELONY

Know your banknotes




Know your polymer banknotes

Touch


- Polymer (plastic) material and distinct raised print on the portrait, borders, texts and denomination numerals.

Look

- Transparent window comprising an image of the portrait and note denomination on the edge.
- See Through Number: The irregular marks on the front and back form a complete denomination numeral, when held to the light.
- Security Thread with micro text within.



The denomination numeral appears in red and yellow when exposed to a UV light on both sides of the banknote.



Micro texts, which are on both sides, require a magnifying glass to be read.

Tilt

- The Antu (sun) changes colour when the banknote is tilted.



Know your paper banknotes

Touch


- Cotton paper material and distinct raised print on the portrait, borders, texts and denomination numerals.

Look

- Watermark bearing the image of the portrait, number and word "MIL", visible when the note is held to the light.
- See Through Number: The irregular marks on the front and back form a complete denomination numeral, when held to the light.
- Security Thread only visible when held to the light.



The denomination numeral appears in red and yellow when exposed to a UV light on both sides of the banknote.



Micro texts, which are on both sides, require a magnifying glass to be read.

Tilt

- Motion Thread: When tilted and held to the light, the Antus (suns) in it will move, within the continuous vertical stripe.
- Colour shift on the denomination numeral is observed when tilted.

